



A HIGHER STANDARD OF SAFETY


## Easy 3-Step Installation Guide

### Important:

Qdos wants to keep your children safe and for that we need you to do your part by carefully reading and following the instructions below.

For installation videos and FAQ go to: [QdosSafety.com](http://QdosSafety.com)

### Parts List:



## Step 1 - Determine type of outlet



Standard Outlet

Existing cover is attached with one screw in the middle.



Decora Outlet

Existing cover is attached with two screws.

**IMPORTANT:**  
Do not use with two prong ungrounded or GFCI outlets.  
For indoor use only.

**IMPORTANT:**  
Do not use with GFCI outlets.  
For indoor use only.


## Step 2 - Installation of Outlet Cover

### ⚠ WARNING

- Before installation turn off power to outlet.

#### Standard Outlet


Remove the existing wall plate.  
From behind push out center screw hole cover of the Self-Closing Outlet Cover.  
Place Self-Closing Outlet Cover over outlet. Place the included long screw in the center hole and tighten screw. Do not overtighten as this may cause the Cover not to slide freely or crack the plate.



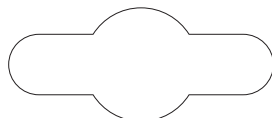
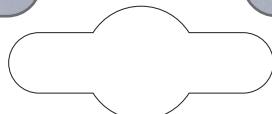
Center long screw

#### Decora Outlet

Remove the existing wall plate.  
From behind push out the top and bottom screw covers of the Self-Closing Outlet Cover.  
Place Self-Closing Outlet Cover over outlet. Place the included two short screws in the top and bottom holes and tighten screws. Do not overtighten as this may cause the Cover not to slide freely or crack the plate.



Top and bottom short screws



## Step 3 - Test and Use of Self-Closing Outlet Cover



Insert plug in Self-Closing Door, slide to the right and push plug in.

Remove plug and make sure the Self-Closing Door immediately closes access to the slots.

If need be loosen screw until sliding plate moves freely.

Do not use lubricants.

Keep old cover for when Self-Closing Outlet Cover is no longer needed.

## Make your home safer with Qdos...



### StayPut™ Double Outlet Cover

Each day, 7 children are treated in hospital emergency rooms for electrical shock or burn injuries caused by tampering with a wall outlet (Electrical Safety Foundation International).

Over 50% of outlets are never used! Eliminate the hazard of electrical shock or burn injuries by covering unused outlets with the StayPut™ Double Outlet Cover.